

# Managed Portfolio Service

## Cautious – ESG

Dec 2024

### Portfolio Strategy

Our Cautious Risk profile is managed on an outcome basis with an expected long term (10 years plus) average annual rate of return of 2.90%pa, net of all charges. The return target is re-assessed at the start of each year using the portfolio optimisation process. Our long-term equity allocation for this risk profile is 25.0% with a min to max range of 15.0% to 35.0% incorporating targeted long-term risk bands.

#### Key Information

Inception Date: 31.12.19  
 No. of holdings: 23  
 Portfolio Yield: 3.55%

#### Portfolio Comparison

IA Mixed 0-35%

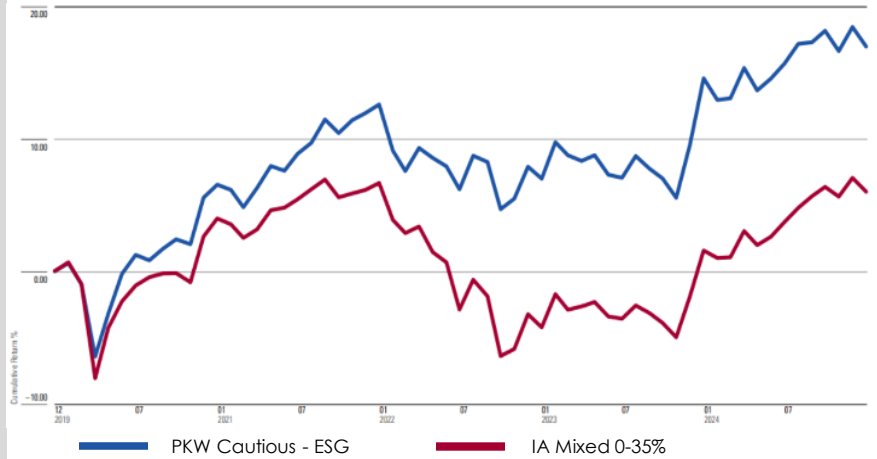
#### Charges

Annual Management 0.50%  
 \*Underlying Funds (MIFIDII) 0.64%  
**Total Ongoing Charge 1.14%**

#### Other Charges

Platform fees for custody, dealing and administration services vary across providers.

A professional adviser fee may be added subject to agreement between client and adviser.



Returns shown are net of underlying fund charges but gross of PK Wealth management charges, platform and any Financial Planner charges. Deduction of these charges will reduce the returns shown. Cumulative total returns are based on a notional portfolio in Morningstar Direct and are provided for illustrative purposes only. Performance of individual client portfolios will differ from the returns shown here. \*MiFID II charges are based on a weighted average of underlying fund OCF plus transactional/incidental costs. This charge will vary according to the specific assets held within the portfolio.

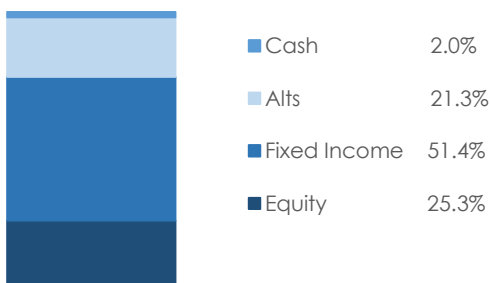
### Performance

Cumulative Performance	1 Month	3 Month	YTD	1 Year	3 Year	5 Year	Inception
PKW Cautious - ESG	-1.25%	-1.01%	2.09%	2.09%	3.88%	16.95%	16.95%
IA Mixed 0-35%	-0.99%	-0.35%	4.36%	4.36%	-0.63%	6.00%	6.00%

Cumulative Performance	2020	2021	2022	2023	2024
PKW Cautious - ESG	6.72%	5.56%	-6.49%	7.19%	2.09%
IA Mixed 0-35%	3.98%	2.57%	-10.22%	6.14%	4.36%

Volatility	1yr	3yrs	5yrs
PKW Cautious - ESG	4.36%	6.10%	6.20%
IA Mixed 0-35%	3.73%	6.51%	7.05%

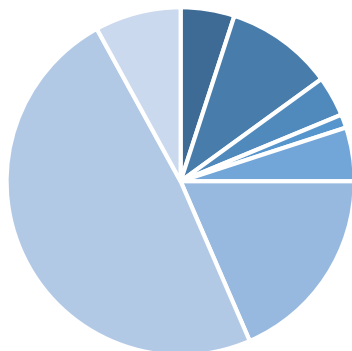
### Current Asset Allocation



### Top Ten Holdings

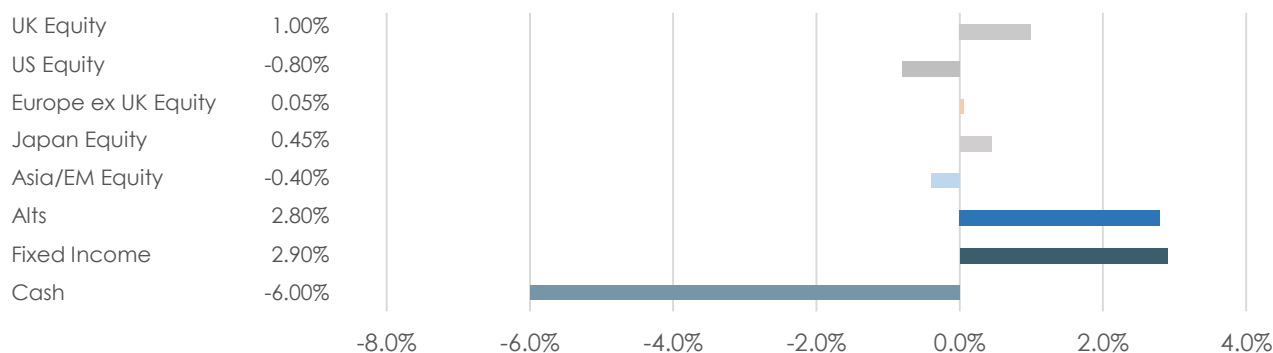
RL Short Duration Credit	7.6%
iShares Core UK Gilts ETF	7.5%
iShares UK Gilts 0-5yr ETF	7.5%
Vanguard UK Gilt ETF	7.5%
Blackrock European Ab Alpha	7.4%
Artemis Corporate Bond	5.7%
INPP Infrastructure Plc	5.6%
CT UK Social Bond	5.4%
HICL Infrastructure Plc	5.0%
UBS MSCI UK IMI SRI ETF	4.5%

### Long-Term Asset Allocation



UK Equity	5.00%
US Equity	10.00%
Europe ex UK Equity	3.75%
Japan Equity	1.25%
Asia/EM Equity	5.00%
Alts	18.50%
Fixed Income	48.50%
Cash	8.00%

### Current Asset Allocation vs Long-Term



### Investment Team



**Michael Usher**  
Head of PK Wealth



**James Regan**  
Senior Investment Manager



**Helene Jelman**  
Senior Investment Manager

### Additional Information

There can be no assurance that any portfolio will achieve its long-term target-return. The composition of the portfolio may vary due to the availability of investments across different platforms. The current asset allocation shown reflects the most recent portfolio re-balance carried out. Investment values may increase or decrease as a result of currency fluctuations.

The portfolio yield is indicative only. Performance of the model is not intended to track the rise and fall of any specific index. The mandate is typically suitable for retail clients able to bear losses on their capital in order to achieve future capital growth.

### Contact Information

Tel – 020 8334 9953  
Email – [welcome@pkgroup.co.uk](mailto:welcome@pkgroup.co.uk)

### Portfolios available on



#### IMPORTANT INFORMATION

Past performance is not a reliable indicator of future returns. The value of investments and the income derived from them can go down as well as up and you may not get back the amount invested. PK Wealth is responsible for managing the model portfolios and the professional adviser is responsible for advising the client on portfolio selection and for assessing the suitability of the selected portfolio for each client on an ongoing basis. Each strategy rebalance will simultaneously impact all clients linked to that risk portfolio.

The information in this document does not constitute advice or a recommendation and is for the information of the recipient only.

Investment management and portfolio services are provided by PK Wealth Limited which is authorised and regulated by the Financial Conduct Authority. PK Wealth Limited is registered in England (number 08991126) and the registered office is 1 Parkshot, Richmond, Surrey, TW9 2RD.