

Managed Portfolio Service Cautious to Balanced – Passive

PK WEALTH

Dec 2024

Portfolio Strategy

Our Cautious to Balanced Risk profile is managed on an outcome basis with an expected long term (10 years plus) average annual rate of return of 3.80%pa, net of all charges. The return target is re-assessed at the start of each year using the portfolio optimisation process. Our long-term equity allocation for this risk profile is 45.0% with a min to max range of 35.0% to 55.0% incorporating targeted long-term risk bands.

Key Information

Inception Date: 01.01.19
No. of holdings: 24
Portfolio Yield: 3.49%

Portfolio Comparison

IA Mixed 20-60%

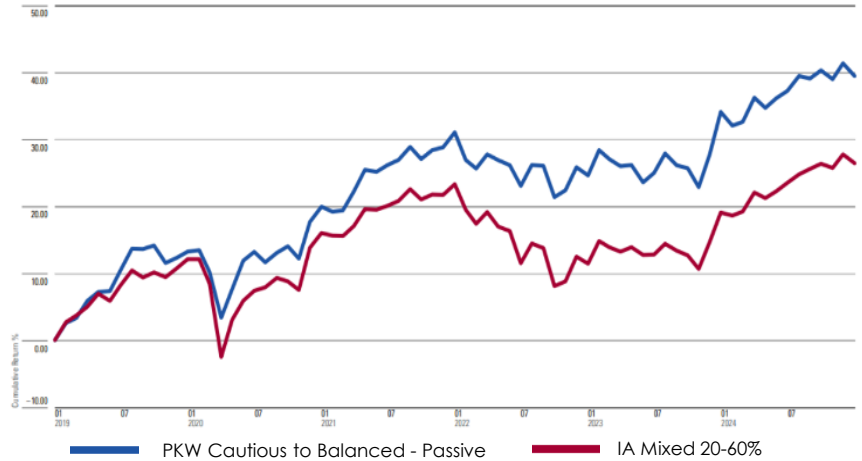
Charges

Annual Management 0.45%
*Underlying Funds (MIFIDII) 0.43%
Total Ongoing Charge 0.88%

Other Charges

Platform fees for custody, dealing and administration services vary across providers.

A professional adviser fee may be added subject to agreement between client and adviser.



Returns shown are net of underlying fund charges but gross of PK Wealth management charges, platform and any Financial Planner charges. Deduction of these charges will reduce the returns shown. Cumulative total returns are based on a notional portfolio in Morningstar Direct and are provided for illustrative purposes only. Performance of individual client portfolios will differ from the returns shown here. *MiFID II charges are based on a weighted average of underlying fund OCF plus transactional/incidental costs. This charge will vary according to the specific assets held within the portfolio.

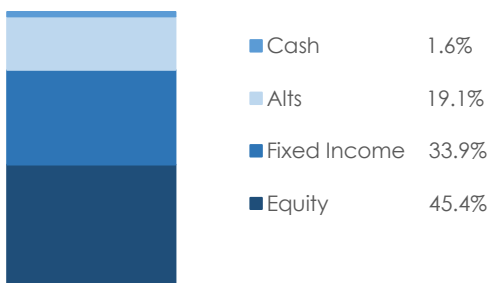
Performance

Cumulative Performance	1 Month	3 Month	YTD	1 Year	3 Year	5 Year	Inception
PKW Cautious to Balanced - Passive	-1.35%	-0.61%	3.99%	3.99%	6.40%	23.16%	39.42%
IA Mixed 20-60%	-1.04%	0.06%	6.18%	6.18%	2.54%	12.78%	26.40%

Calendar Year	2019	2020	2021	2022	2023
PKW Cautious to Balanced - Passive	13.15%	6.04%	9.13%	-6.05%	7.69%
IA Mixed 20-60%	12.08%	3.49%	6.31%	-9.67%	6.73%

Volatility	1 Year	3 Year	5 Year
PKW Cautious to Balanced - Passive	4.76%	6.94%	7.43%
IA Mixed 20-60%	4.13%	7.55%	9.14%

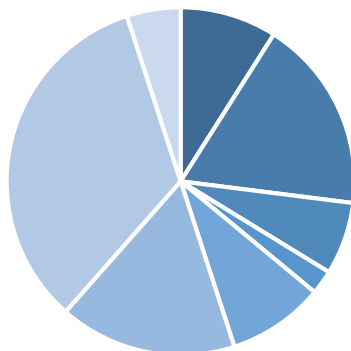
Current Asset Allocation



Top Ten Holdings

Invesco S&P 500 Equal Weight	7.5%
iShares £ Corp Bond 0-5yr ETF	7.4%
SPDR BBG 0-5yr Corp Bond ETF	7.4%
iShares Core Emerging Markets ETF	5.7%
Vanguard UK Gilt ETF	5.3%
INPP Infrastructure plc	5.2%
Vanguard S&P500 ETF	5.0%
HICL Infrastructure Plc	5.0%
iShares £ Corporate Bond ETF	5.0%
iShares Core UK Gilt ETF	4.8%

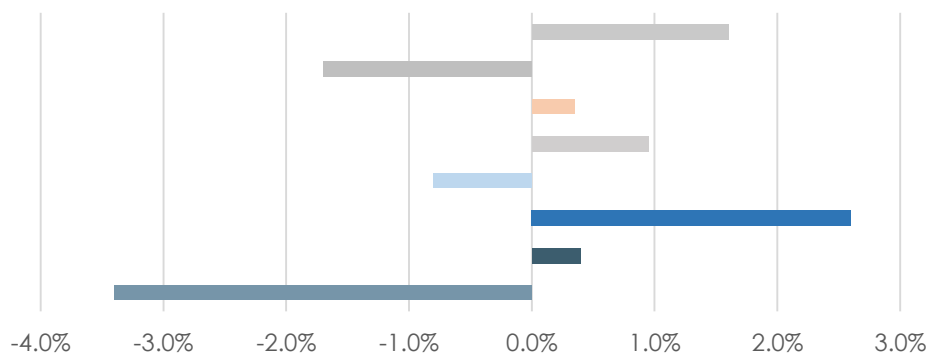
Long-Term Asset Allocation



UK Equity	9.00%
US Equity	18.00%
Europe ex UK Equity	6.75%
Japan Equity	2.25%
Asia/EM Equity	9.00%
Alts	16.50%
Fixed Income	33.50%
Cash	5.00%

Current Asset Allocation vs Long-Term

UK Equity	1.60%
US Equity	-1.70%
Europe ex UK Equity	0.35%
Japan Equity	0.95%
Asia/EM Equity	-0.80%
Alts	2.60%
Fixed Income	0.40%
Cash	-3.40%



Investment Team



Michael Usher
Head of PK Wealth



James Regan
Senior Investment Manager



Helene Jelman
Senior Investment Manager

Additional Information

There can be no assurance that any portfolio will achieve its long-term target-return. The composition of the portfolio may vary due to the availability of investments across different platforms. The current asset allocation shown reflects the most recent portfolio re-balance carried out. Investment values may increase or decrease as a result of currency fluctuations.

The portfolio yield is indicative only. Performance of the model is not intended to track the rise and fall of any specific index. The mandate is typically suitable for retail clients able to bear losses on their capital in order to achieve future capital growth.

Contact Information

Tel – 020 8334 9953
Email – welcome@pkgroup.co.uk

Portfolios available on



IMPORTANT INFORMATION

Past performance is not a reliable indicator of future returns. The value of investments and the income derived from them can go down as well as up and you may not get back the amount invested. PK Wealth is responsible for managing the model portfolios and the professional adviser is responsible for advising the client on portfolio selection and for assessing the suitability of the selected portfolio for each client on an ongoing basis. Each strategy rebalance will simultaneously impact all clients linked to that risk portfolio.

The information in this document does not constitute advice or a recommendation and is for the information of the recipient only.

Investment management and portfolio services are provided by PK Wealth Limited which is authorised and regulated by the Financial Conduct Authority. PK Wealth Limited is registered in England (number 08991126) and the registered office is 1 Parkshot, Richmond, Surrey, TW9 2RD.